


# evolution xpress tower

# user instructions



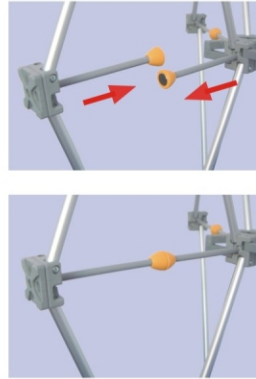
Kit includes:  
1 popup frame, 9 magnetic bars  
and 3 graphic hangers  
(graphic panels are not included)

1




Lift the top of the popup frame  
to expand the structure  
**Ensure the saffron nodes  
are at the top of the structure**

2




Ensure all of the popup frame  
magnetic arms are pushed together  
and locked into position

3




Open out the 3 sides of  
the popup frame



Fasten the sides together  
by closing each magnetic arm  
at the 4 positions indicated \*

4



Attach the magnetic bars  
to the popup frame nodes

5



Unroll each graphic panel  
Locate the magnetic saffron hanger hook onto each of the saffron nodes  
In order to position the panels correctly, once hooked at the top,  
line up the panel edges half way across the magnetic bars  
Once fitted the panels may need slight adjustment to line up perfectly

6



To dismantle the system reverse the instructions remembering to:

- Peel each panel from the bottom edge and roll with the magnetic tape on the inner side of the panel
- Place each rolled panel into a transit case / drum individually, one inside the previous
- Remove all magnetic bars and unfasten all magnetic arms **before** collapsing the popup frame

### Technical Specification

- Assembled dimensions : 2265mm high x diameter 640mm
- Graphic panel dimensions : 2225mm high x 673mm wide
- Weight (including case and graphic panels) : 11kg approx
- Weight (including case, minus graphic panels) : 6.5kg approx